




Maheshwari Public School
Sec-4 Jawahar Nagar

CLASS -2 HOLIDAY HOMEWORK 2025-2026



HOLIDAY
HOMEWORK
CLASS 2



"The beautiful thing about learning is that no one can take it away from you." - B.B. King

Holiday Homework: A Journey Beyond the Classroom!

The holidays are not just a pause from school — they are a doorway to new worlds, new dreams, and new adventures!

Each assignment is like a little spark, ready to light up your imagination and creativity.

This homework is more than just tasks — it is a passport to explore mysteries, solve puzzles, dance with music, paint with words, and dive into stories that make your heart race with excitement!

Learning is a treasure that grows with every step we take, and every word we write.

Through this holiday homework, we invite you to:

Wander through magical stories

Unlock the secrets of numbers

Create melodies that sing your soul

Paint your dreams with colors of imagination

Solve challenges that sharpen your mind

Every page you turn is a step closer to becoming the best version of yourself.

Let's make this holiday a colorful carnival of ideas, memories, and laughter!

Embrace the adventure, celebrate curiosity, and let your creativity soar as high as the stars.

Wishing you a holiday filled with joy, wonder, and endless inspiration.

Stay safe, stay curious, and keep the spirit of learning alive!



ENGLISH

Note: The questions are to be done on A4 size sheets and staple them in a separate file.

1. Read any story of your choice. Write five lines about your favourite character.
2. Create a beautiful collage of summer special items like fruits, clothes and vegetables.

Write few lines about your favourite summer fruit and paste its picture also.

3. Make a word train using 5 words starting with the letters- A, D, C, and F.

Example- Kangaroo - ox- xylophone- elephant- train

4. Draw and colour a picture on 'Environment Day' and write two quotations on save environment. Decorate it also.
5. Visit any historical monument and paste a picture of it and write few lines about it.



HINDI

नोट - ग्रीष्मावकाश गृहकार्य हिंदी कॉपी में करें।

प्रश्न 1. 'वर्षा'विषय पर एक कविता चित्र सहित लिखिए व याद करिए।

प्रश्न 2. क्ष, त्र, ज्ञ, श्र (संयुक्त व्यंजन) से दो -दो शब्द बनाइए व चित्र चिपकाइए।

प्रश्न 3. किसी भी एक जानवर का चित्र बनाकर पाँच वाक्य लिखकर मुखौटा बनाइए।

प्रश्न 4. गेंद से खेले जाने वाले पाँच खेलों के नाम लिखकर उनके चित्र चिपकाइए।

प्रश्न 5. माता-पिता का चित्र चिपकाकर उनके विषय में दो-दो वाक्य लिखिए।



MATHS

General Instructions

- Do Maths holiday homework on A-4 Size sheets.
- It should be neat and tidy.

Q1. Draw the given grid and color the boxes with the combinations of numbers that **add up to 100**.

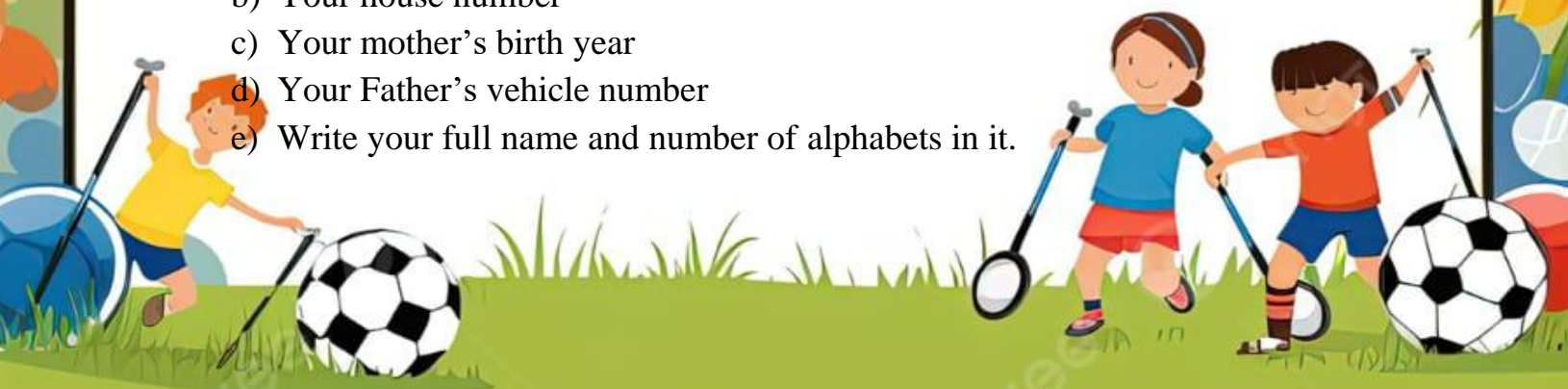
67	29	31	94	12	88
33	34	71	6	85	66
8	40	60	15	89	33
86	23	48	45	40	1
38	77	76	57	55	28
62	30	34	66	13	19
29	38	62	74	53	81

Q2. Construct an object that is an example of a solid shape. Like:- Building, birthday cap, dice, drum etc.

Refer: https://youtube.com/shorts/AQkvfAvS_sI?si=qCQIy8YSLBYO27Rs

Q3. Write down the following information and determine whether each number is **even** or **odd**.

- a) Your birth date
- b) Your house number
- c) Your mother's birth year
- d) Your Father's vehicle number
- e) Write your full name and number of alphabets in it.



Q4. Create 3 **possible combination** of notes or coins that add upto the given amount.

Amount	₹1 coins/ notes	₹2 coins/ notes	₹5 coins/ notes	₹10 coins/ notes	₹20 coins/ notes	₹50 notes
Example ₹85			1	1	1	1
	1	2			4	
₹ 75						
₹92						

Q5. Learn and write multiplication tables from 1 to 10.



EVS

General Instructions

- Kindly take print out of Q3, 4, and 5. Do them as per the instructions given.
- Keep all the sheets(along with mask, greeting card) in a folder and write your name , class and roll number on it.

1.MAKING A 'THANK YOU' CARD (BEST OUT OF WASTE)

Helpers are the people who help us every day, For example- a peon, a gardener, a postman, a driver, a sweeper etc. So, collect old greeting cards, gift wrappers, buttons, ribbons etc. and make a THANK YOU CARD using A-4 size sheet for a helper. (Go through the reference picture given below.)



2.) ANIMALWORLD:

Make a beautiful Animal-Mask by using paper plates, ice-cream spoons, sticks, painting colours, glitters etc. Learn five lines about it. (Go through the reference picture given below)



3) Fill in the blanks to tell us more about YOU.

ALL ABOUT []

I am [] **years old**

I Live with []

My Friends Are []

I like to watch []

Favorite activities []

My Favorite:

COLOR: []

FOOD: []

ANIMAL: []

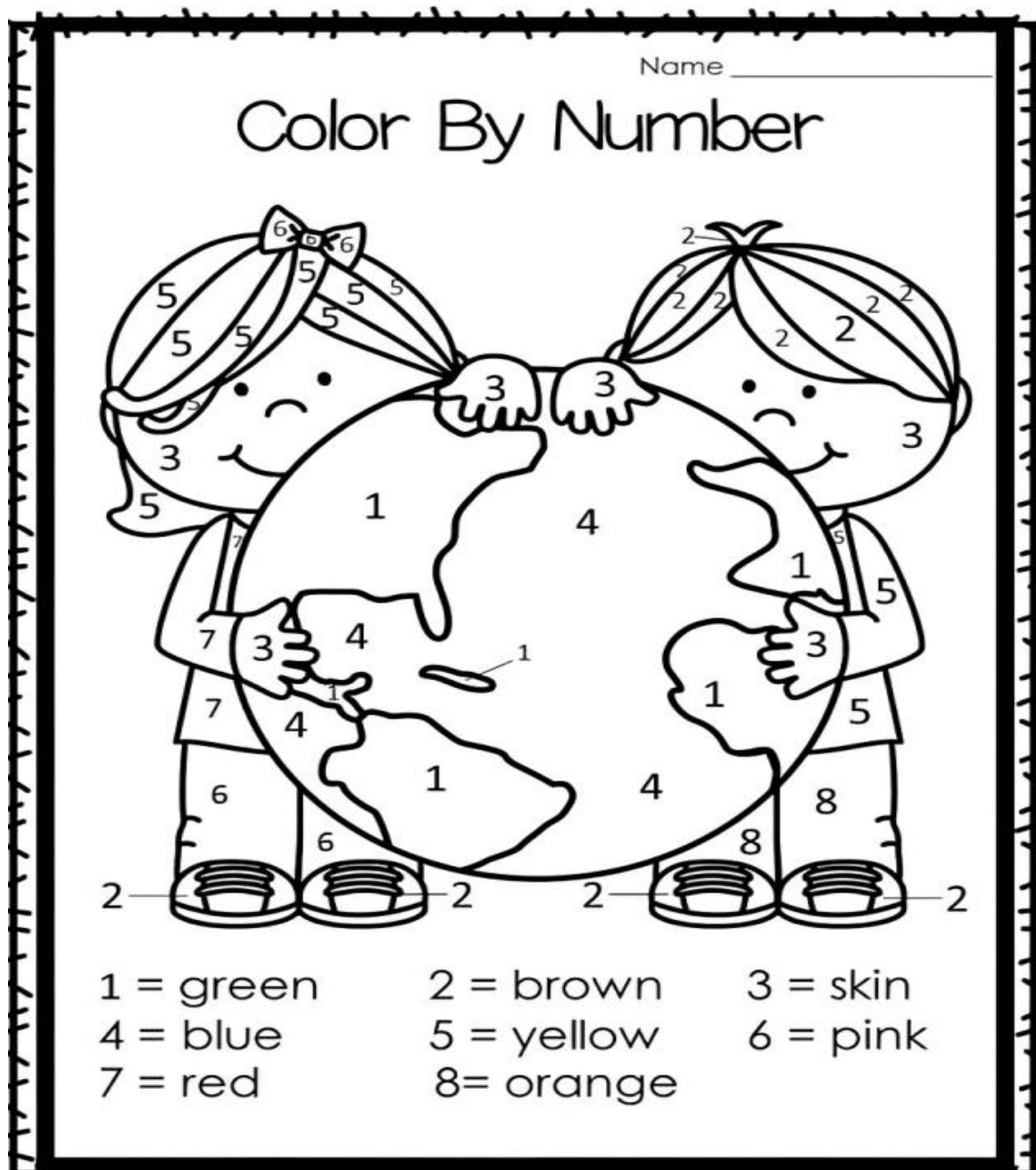
BOOKS: []

I am good at []

When I grow up I want to be... []

4) WORLD ENVIRONMENT DAY is observed annually on 'June 5'.

Let's 'COLOUR THE EARTH BY NUMBERS' to make our planet shine, bright and beautiful.



5.) 'OUR SENSE ORGANS' Our five sense organs help us see, hear, smell, taste and touch. Look at the pictures given in each row and write the correct sense organ in the box.



COMPUTER

Make 3 D cutouts of:

Monitor and Mouse (Roll no 1 to 25)

Keyboard and CPU (Roll no 26 onwards)

Refer to the link given below:

<https://youtube.com/shorts/qV66Ys64DEU?si=nyKBd6-geMkL5dyI>

DRAWING AND CRAFT

Make five origami 'Sea Animals' and paste them on an A-3 size sheet and decorate the sheet with sea theme background.

Required Material- A-3 size sheet, water colour or poster colour, coloured paper of "5x 5" size, googly eyes etc.



DANCE

1. Practice dance steps on song “A-RAM-SAM-SAM “ that you have learnt in dance periods.
2. Prepare a dance on your favourite song.

MUSIC

1. Learn and practice School prayer and National Anthem with the correct lyrics.
(from the diary)
2. Learn and practice any one Bhajan.

YOGA

1. Practice - Chanting of OM
2. Micro Exercise for body parts (neck, shoulder, hands and legs)

